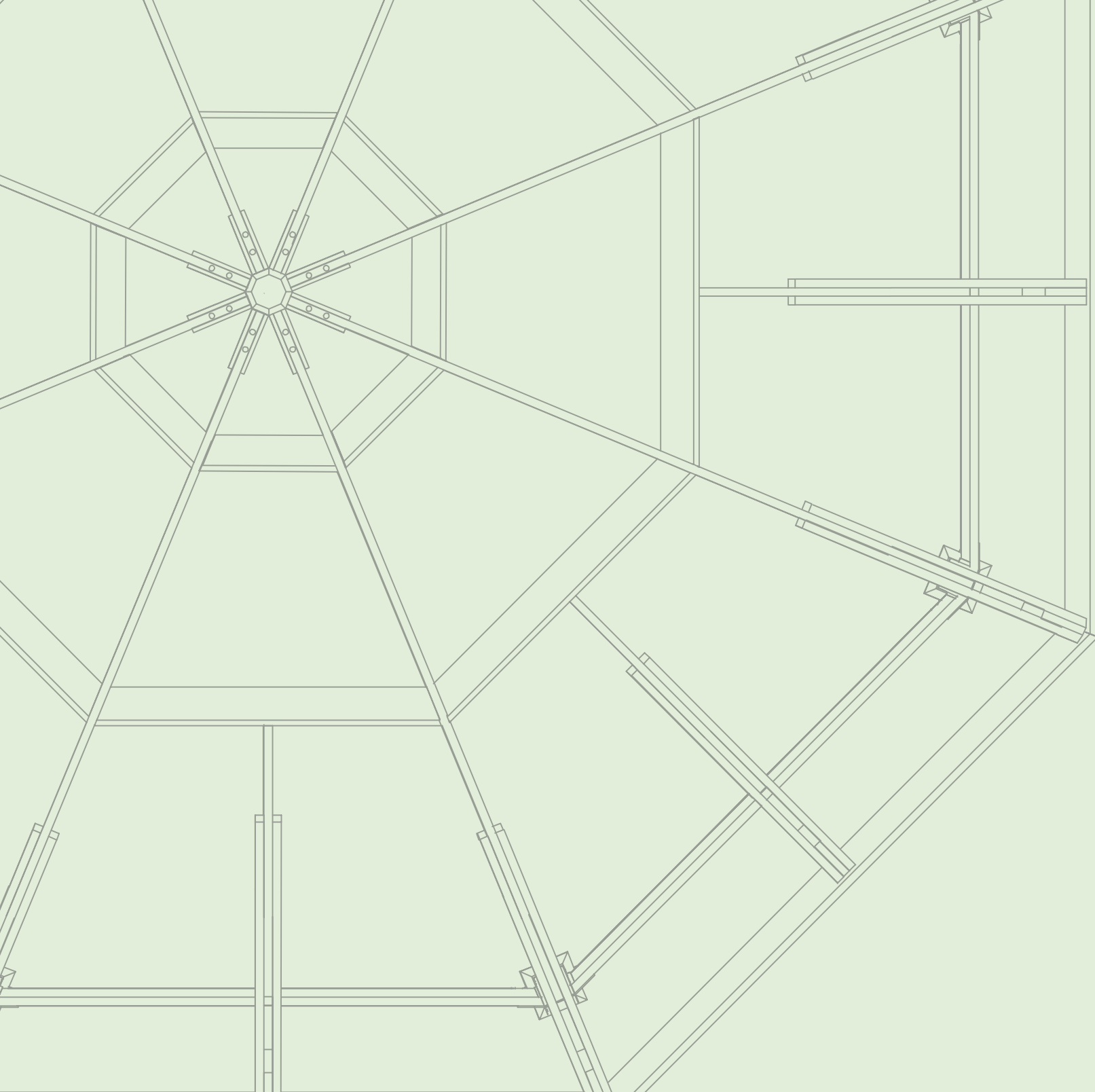




SUPERIOR SHELTER

• 19TH EDITION *Superior Recreational Products* BUYER'S GUIDE •





Same iconic shelters, new Superior brand.

Superior Shelter, **Superior Recreational Products**’ industry-leading shelter line, began in 1963 as Litchfield Industries, a tiny woodworking company that manufactured wood picnic tables, benches, and mini shelters. The past 50 years of hard work, dedicated employees, and our unwavering mission for success has made Superior Shelter the industry leader for outdoor shelters.

CLASSIC CONSTRUCTION MEETS MODERN DESIGN

We have been accepting design challenges from landscape architects and freelance designers in order to combine our classic construction with modern design. Our state-of-the-art precision manufacturing facility, with its high definition plasma cutting abilities and the industry’s best powder coating line, allows our shelters, gazebos, pergolas, kiosks, and mini shelters to become architectural icons.

INTRODUCING SUSTAINABLE DESIGN

We are proud to announce our partnership with **Lamboo® Technologies**, a material technology company responsible for bringing structurally engineered, laminated building materials to the architectural marketplace. This partnership allows for the integration of Lamboo’s® sustainable materials into Superior’s traditional pre-engineered shelter designs and the eligibility for USGBC LEED® credits.



CONTENTS

06 Shelters

- Standard
- Barrel and Bus
- Mini Shelters and Kiosks
- Performance
- Themed
- Custom

28 Gazebos & Trellis

- Gazebos
- Trellis
- NEW!** Lamboo® Trellis

39 Shade, Furnishings, & Playgrounds

40 Information & Options

Horton Pavilions at Minnesota State Fair Grounds SAINT PAUL, MINNESOTA

Known as the Horton Pavilions, this pair of 44' x 64' Gable End Shelters are used for hosting events such as corporate outings and weddings. The permanent pavilions replaced temporary tents and now can generate revenue for the entire spring, summer, and fall event seasons.



Lola Park

MILLIKEN, COLORADO

Lola Park is the town of Milliken's oldest and most used park. Being home to Milliken's annual Beef N' Bean Celebration, the park was in need of site amenities and shelter. Superior Recreational Products, along with our partner Go Play, Inc., installed three shelters and numerous amenities, some of which were custom.





DID YOU KNOW?

Almost any shelter can be designed as a Duo- or Tri-Top structure. Look for the seals above throughout the catalog to see examples.

STEEL SHELTERS

spaces for any occasion

08 Standard Shelters

- Series 8100 Square
- Series 8000 Hexagon
- Series 8500 Octagon
- Series 8200 Hip End
- Series 8300 Gable End
- Barrel Vaulted & Bus Series
- Mini Shelters & Kiosks

22 Performance

- Cambria Series
- Summit Series
- Monterey Series


24 Themed

26 Custom



36' All-Steel Square Duo-Top Structure (4:12)
ALBUQUERQUE, NEW MEXICO • PLAY! NEW MEXICO

24' All-Steel Square Structure (4:12)
ALBUQUERQUE, NEW MEXICO • PLAY! NEW MEXICO



16' All-Steel Square Structure (4:12) with Optional Cupola and Weathervane



20' All-Steel Duo-Top Square Structure (4:12) with Premium Quad Columns
MILLIKEN, COLORADO • GO PLAY, INC.



Design Options

STANDARD SIZES

12', 16', 20', 24', 28', 30', 32'

ROOF PITCHES

- 4:12 (Standard)
- 6:12 & 8:12 (Optional)

ROOFING OPTIONS

- 24 Ga. R-Panel Roofing
- 24 Ga. Medallion Lok S.S.
- 26 Ga. Medallion Lok S.S.*
- 29 Ga. Max-Rib Metal Roofing*
- Fiberglass Shingles*
- Cedar Shingles*

Metal roof panels are furnished pre-cut.

**Requires T&G sub decking.*

OPTIONS & ACCESSORIES

- Ornamental Lattice & Handrails
- Ornamental Corner Bracing
- Column Upgrades
- Cupolas
- Weathervanes
- Base Shoe Covers
- Roof and Frame Colors
- Duo-Top & Tri-Top Roof Systems
- Electrical Access Holes
- Gutters & Downspouts
- Lightning Protection
- Sealed Engineering



32' All-Steel Hexagonal Duo-Top Structure (4:12)
with Optional Structural Wind Braces
ALBUQUERQUE, NEW MEXICO • PLAY! NEW MEXICO

32' All-Steel Hexagonal Duo-Top Structure (4:12)



16' All-Steel Custom Hexagonal Duo-Top Structure (4:12)
with Standard Lattice and Cupola
JACKSONVILLE, FLORIDA • SOUTHERN RECREATION



20' All-Steel Hexagonal Duo-Top Structure (4:12)
DENVER, COLORADO • GO PLAY, INC.



Design Options

STANDARD SIZES

10', 18', 20', 24', 28', 30'

ROOF PITCHES

- 4:12 (Standard)
- 6:12 & 8:12 (Optional)

ROOFING OPTIONS

- 24 Ga. R-Panel Roofing
- 24 Ga. Medallion Lok S.S.
- 26 Ga. Medallion Lok S.S.*
- 29 Ga. Max-Rib Metal Roofing*
- Fiberglass Shingles*
- Cedar Shingles*

Metal roof panels are furnished pre-cut.

**Requires T&G sub decking.*

OPTIONS & ACCESSORIES


- Ornamental Lattice & Handrails
- Ornamental Corner Bracing
- Column Upgrades
- Cupolas
- Weathervanes
- Base Shoe Covers
- Roof and Frame Colors
- Duo-Top & Tri-Top Roof Systems
- Electrical Access Holes
- Gutters & Downspouts
- Lightning Protection
- Sealed Engineering



28' Steel Frame Octagonal Duo-Top Structure (6:12) with Structural Wind Braces, Standard Lattice, Hand Rails and Cupola | Masonry by Others
FT. LAUDERDALE, FLORIDA • ADVANCED RECREATIONAL CONCEPTS



25' Steel Frame Octagonal Duo-Top Structure (6:12) with Round Banded Columns, Circle Pattern Lattice, Hand Rails, and Cupola



16' All-Steel Octagonal Duo-Top Structure with Cupola, Standard Lattice, and Hand Rails
MIDLAND, TEXAS • PLAYGROUNDS, ETC.



Design Options

STANDARD SIZES

16', 20', 24', 28', 32'

ROOF PITCHES

- 4:12 (Standard)
- 6:12 & 8:12 (Optional)

ROOFING OPTIONS

- 24 Ga. R-Panel Roofing
- 24 Ga. Medallion Lok S.S.
- 26 Ga. Medallion Lok S.S.*
- 29 Ga. Max-Rib Metal Roofing*
- Fiberglass Shingles*
- Cedar Shingles*

Metal roof panels are furnished pre-cut.

**Requires T&G sub decking.*

OPTIONS & ACCESSORIES

- Ornamental Lattice & Handrails
- Ornamental Corner Bracing
- Column Upgrades
- Cupolas
- Weathervanes
- Base Shoe Covers
- Roof and Frame Colors
- Duo-Top & Tri-Top Roof Systems
- Electrical Access Holes
- Gutters & Downspouts
- Lightning Protection
- Sealed Engineering



16' x 44' All-Steel Hip End Structure (4:12)
ALBUQUERQUE, NEW MEXICO • PLAY! NEW MEXICO



20' x 30' All-Steel Hip End Structure (4:12) with Base Shoe Covers
DENVER, COLORADO • GO PLAY, INC.



16' x 24' All-Steel Hip End Structure (4:12)



16' x 30' All-Steel Hip End Structure (4:12)
JACKSONVILLE, FLORIDA • SOUTHERN RECREATION

Design Options

STANDARD SIZES

12', 16', 20', 24', 30', 40'

STANDARD 20' BAY LENGTHS

24', 44', 64'

ROOFING OPTIONS

- 24 Ga. R-Panel Roofing
- 24 Ga. Medallion Lok S.S.
- 26 Ga. Medallion Lok S.S.*
- 29 Ga. Max-Rib Metal Roofing*
- Fiberglass Shingles*
- Cedar Shingles*

Metal roof panels are furnished pre-cut.

**Requires T&G sub decking.*

OPTIONS & ACCESSORIES

- Ornamental Lattice & Handrails
- Ornamental Corner Bracing
- Column Upgrades
- Cupolas
- Weathervanes
- Base Shoe Covers
- Roof and Frame Colors
- Duo-Top & Tri-Top Roof Systems
- Electrical Access Holes
- Gutters & Downspouts
- Lightning Protection
- Sealed Engineering



44' x 64' Steel Frame Gable End Shelter
ST. PAUL, MINNESOTA • PARKITECTURE



40' x 64' All-Steel Gable End Structure (4:12)
MIDLAND, TEXAS • PLAYGROUNDS, ETC.



20' x 20' All-Steel Custom Gable End Structure (4:12) with Custom Louvers
ORLANDO, FLORIDA • ADVANCED RECREATIONAL CONCEPTS



30' x 64' All-Steel Gable End Structure (4:12)
MIDLAND, TEXAS • PLAYGROUNDS, ETC.

Design Options

STANDARD WIDTHS

10', 20', 24', 30'

STANDARD 20' BAY LENGTHS

24', 44', 64'

ROOFING OPTIONS

- 24 Ga. R-Panel Roofing
- 24 Ga. Medallion Lok S.S.*
- 26 Ga. Medallion Lok S.S.*
- 29 Ga. Max-Rib Metal Roofing*
- Fiberglass Shingles*
- Cedar Shingles*

Metal roof panels are furnished pre-cut.

**Requires T&G sub decking.*

OPTIONS & ACCESSORIES

- Ornamental Lattice & Handrails
- Ornamental Corner Bracing
- Column Upgrades
- Cupolas
- Weathervanes
- Base Shoe Covers
- Roof and Frame Colors
- Duo-Top & Tri-Top Roof Systems
- Electrical Access Holes
- Gutters & Downspouts
- Lightning Protection
- Sealed Engineering

**ASK US ABOUT OUR EXTREME
SPORTS COVERS (MODEL 9050)!**



16' x 48' All-Steel Barrel Vaulted Structure (Curved)

A. 8' x 12' All-Steel Gable End Bus Stop Structure (4:12) with Standard Quad Columns and Curved Wind Braces



B. 8' x 8' All-Steel Eurbana Style Bus Stop Structure (Curved) ALBUQUERQUE, NEW MEXICO • PLAY! NEW MEXICO



C. 10' x 40' All-Steel Cantilevered Dugout Structure (2:12)



Model Options

BARREL

- Standard 7'-6" Eave Height
- Roof Options: Optional 24 Ga. R-Panel or Upgrade to Optional 24 Ga. Mega Rib

BUS SERIES

A. Gable End Bus Shelter

- Standard 7'-6" Eave Height
- 4:12 Roof Pitch
- Standard Quad Columns
- Optional Base Shoes with Surface Mount

B. Eurbana Bus Shelter

- Available Sizes: 8' x 8' or 8' x 12'

C. Cantilevered Bus Shelter

- Standard 7'-6" Eave Height
- Suggested Widths: 8', 10'
- 2:12 Roof Pitch



A. 12' All-Steel Center Dual Post Square Structure (4:12)
ALBUQUERQUE, NEW MEXICO • PLAY! NEW MEXICO

B. 9' All-Steel Center Post Square Structure (6:12)



A. 10' All-Steel Gable End Mini Shelter (6:12)
GASTONIA, NORTH CAROLINA
SUPERIOR RECREATION OF THE CAROLINAS



C. 5'-8" All-Steel Square Mini Message Center (4:12)
with 3' x 4' Lockable Display Cases
MIAMI, FLORIDA • ADVANCED RECREATIONAL CONCEPTS



Model Options

A. DUAL CENTER POST SQUARE

Features:

- All-Steel, Two Column Design
- 24 Gauge R-Panel, Pre-Cut Metal Roof
- 6:12 Roof Pitch and 7' Eave Height (Hip Design)
- 4:12 Roof Pitch and 7' Eave Height (Gable Design)

Standard Sizes: 8', 10', 12'

Options: Attached Double-Sided Benches, Attached Table with Benches, Attached Single- or Double-Sided Message Board, Attached Steel Bike Rack

B. PITTSBURGH HIP SINGLE POST

Features:

- All-Steel, Single Center Column Design
- 24 Gauge R-Panel, Pre-Cut Metal Roof
- 4:12 Roof Pitch and 7' Eave Height (Gable Design)

Standard Sizes: 9', 12'

Options: Attached Table with Seats, 24 Gauge Standing Seam Metal Roof

C. FOUR SIDED MESSAGE CENTER

Features:

- 4 Lockable Display Cases with Internal Cork Tacker Board
- 4:12 Roof Pitch and 7' Eave Height



A. 25' x 30' Steel Frame Cambria Style Performance Structure (6:12) with Standard Lattice, Hand Rails, and Wind Braces

A. 25' x 30' Steel Frame Cambria Style Performance Structure (6:12) with Standard Lattice, Hand Rails, and Wind Braces



PERFA-LITE BY SUPERIOR

B. 36' All-Steel Monterey Style Structure with Perfa-Lite



Design Options

A. Cambria Series

This beautifully designed concert shelter is a half octagonal steel beam shelter with a gable opening on one side. Standard features include a bolted tubular steel frame, 2" x 6" SYP T&G roof decking, and a 26 gauge standing seam metal roof.

B. Monterey Series **FEATURING PERFA-LITE**

Utilizing the newest metal roofing alternative, Perfa-Lite (created exclusively by Superior), the all-steel Monterey Series is perfect for allowing the sun to shine through the shelter while still offering maximum shade protection from the sun.

C. Summit Series

With the perfect mix of function and beauty, the Summit Series features an extended 36' half-octagon design, a peaked roof with exposed rafter beams, and a 24 gauge r-panel pre-cut metal roof.

Summit Series not pictured.



A. Steamboat Themed Structure
20' x 24' All-Steel Hip End Duo-Top Structure (4:12)
with Custom Accessories


B. 24' All-Steel Custom Entry Sign with two Attached 8' x 20' All-Steel Custom Gable End Structures (8:12)



C. 16' x 25' Steel Frame Barn Style Structure (Multi-Pitch) with Cupola



D. 12' x 20' All-Steel Custom Gable End Structure (8:12) with Custom End Closure and Bell House



Design Options

While we can create a custom design for each client, the below options serve as examples of past designs.

A. Steamboat Shelter

Created custom, the 20'x24' Pittsburgh Hip-End Duo-Top Steamboat Shelter features ornamental "smoke stacks" and lattice, custom handrails, laser-cut "life rings", custom paddle wheels, and a custom "smoke stack" entry way with a laser cut sign. This shelter is proof Superior is equipped to design and create a shelter for a client with a big imagination!

B. Custom Park Entrance

The Degarmo Park entrance sign is a great example of Superior's precision cutting abilities. The entrance sign is accompanied by two custom Entry Archway Bus Shelters.

C. Barn-Style Shelter

Created custom, the 16'x25' Steel Frame Gable End Barn-Style Shelter features a dual slope roof, gable enclosures with laser-cut barn door accents, and a cupola. This design was created to match a barn-yard themed playground.

D. School House Shelter

Created custom, the 12'x20' Pittsburgh All-Steel Gable End School House Shelter features a steeple, a laser-cut bell, gable enclosures, and ornamental laser-cutting.



A. 20'x 24' All-Steel Custom Cantilevered Hip End Structure (4:12)
ALBUQUERQUE, NEW MEXICO • PLAY! NEW MEXICO

B. 18' All-Steel Custom Duo-Top Structure (4:12) with Adjoined
7' x 9' All-Steel Gables, Custom Lattice, and Accessories



C. 20' x 20' All-Steel Barrel Vaulted Structure



D. 32'x 32' All-Steel Custom Multi-Pitch Peaked Square Structure with two 18' x 35'
All-Steel Multi-Pitched Angled Wing Structures | Masonry by Others



Design Options

While we can create a custom design for each client, the below options serve as examples of past designs.

A. Cantilevered Bleacher Shelters

Our custom cantilevered shelter design is perfect for shading fans at the sports park.

B. Themed Shelters


While we can create heavily themed structures as seen on the previous page, we can also add small themed touches to our more traditional shelters.

C. Picnic Pavilions

Custom structures make perfect picnic pavilions. Let us create a custom design that will seamlessly fit into your outdoor space.

D. Modern Shelters

The unique angularity of our Multi-Pitch Peaked Square Structure allows this structure to compliment any modern city scape.



DID YOU KNOW?

Superior's shelter line features 2 beautiful gazebo designs and 11 stunning trellis designs. All 13 designs compliment outdoor spaces from gardens to parks to town squares!



GAZEBOS & TRELLIS

intimate outdoor spaces

30 Gazebos

Series 7800 Kingsford
Series 7300 Stafford


32 Trellis

Hypar Series
Arborview
Boulevard
Centennial
Raritan Bay
Riverwalk
Senn Park
Town Square
NEW! Lamboo®



A. 16' All-Steel Stafford Hexagonal Structure with Circle Pattern Lattice
CARROLLTON, GEORGIA • KORKAT

A. 16' Steel Frame Stafford Hexagonal Structure (6:12 and 10:12) with Circle Pattern Lattice and Cupola



B. 14' Steel Frame Custom Kingsford Hexagonal Structure (10:12) with Standard Lattice and Handrails



A. 20' All-Steel Stafford Hexagonal Structure (6:12 and 10:12) with Diamond Pattern Lattice and Standard Cupola, Custom Piers by Others



Model Options

A. STAFFORD GAZEBO

The hexagonal Stafford Gazebo comes standard with all-steel construction and a dual-pitched roof.

Standard Sizes

16', 20', 24', 28', 32', 40', 50'

Options

- Ornamental Lattice & Handrails
- Roof and Frame Colors
- Metal Roof or Shingles

B. KINGSFORD GAZEBO

The hexagonal Kingsford Gazebo comes standard in a steel frame construction with a 10:12 roof pitch, and a functional cupola.

Standard Sizes

14', 18', 24', 28', 32', 40'


Options

- Ornamental Lattice & Handrails
- Cupolas
- Roof and Frame Colors
- SYP T&G Roof Decking
- Metal Roof or Shingles



A. 18' x 18' All-Steel Hyperbolic Trellis with Shade Option

B. 20' All-Steel Custom Cabana Style Trellis



C. 7' 3" x 25' All-Steel Arborview Curved Trellis with 3" Round Spindles



D. 15' x 25' All-Steel Town Square Trellis



Model Options

A. Hypar with Shade Option

This sophisticated, elegant design will enhance any outdoor space. The distinctive look is complimented with a fully functional shade option. Standard sizes include an 18' x 18' and a 24' x 24'. Standard fabric choices are available.

B. Cabana

This high profile, iconic structure is perfect for family gatherings at a community park.

C. Arborview

With its unique round pickets and curved design, the Arborview Trellis adds a soft touch of visual interest to your garden or park.

D. Town Square Pergola

This craftsman-inspired trellis features an all-steel construction, square column supports, and rectangular pickets.

TRELLIS OPTIONS

Roof Pitches

1:12, 2:12, 3:12, 4:12

Options

- Square, Rectangular, or Hypar
- Round or Quad Steel Columns
- Perfa-Lite Perforated Metal Screen
- Ornamental Lattice & Handrails



A. 8' x 34' All-Steel Boulevard Style Curved Trellis (1:12) with Curved Braces

B. 8' x 20' All-Steel Raritan Bay Curved Duo-Top Trellis (4:12) with Round Banded Columns



B. Custom Raritan Bay Pergola with Round Banded Columns



B. 12' x 48' All-Steel Raritan Bay Curved Trellis (4:12)



Model Options

A. Boulevard

The standard quad columns and the cantilevered design make the Boulevard stunningly elegant.

B. Raritan Bay

The soft curves and round columns of the Raritan Bay creates a striking architectural statement. Also available as a duo-top.

C. Riverwalk

Our Riverwalk is the ideal trellis for shading a walkway.

D. Senn Park

The Senn Park features an all-steel design with curved beams, spindles, square columns, and curved wind braces.

E. Centennial

The Centennial is the perfect choice for large spaces that need partial shade.

Riverwalk, Senn Park, and Centennial Trellis styles are not pictured.

TRELLIS OPTIONS

Roof Pitches

1:12, 2:12, 3:12, 4:12

Options

- Square, Rectangular, or Hypar
- Round or Quad-Steel Columns
- Perfa-Lite Perforated Metal Screen
- Ornamental Lattice & Handrails



B. 16' 8" x 16' Lamboo® Trellis

A. 12' x 32' Lamboo® Trellis



Model Options

A. 12' x 32' Lamboo® Trellis

This trellis is ideal for shading a walkway or bus stop area.

B. 16' 8" x 16' Lamboo® Trellis

This trellis features steel columns that support Lamboo® beams.

C. 16' 8" x 15' 5" Lamboo® Trellis

Featuring a steel frame and arched Lamboo® beams, this trellis makes a striking architectural statement.

USGBC LEED® CREDITS

Any Superior shelter integrated with Lamboo® will be eligible for the following USGBC LEED® credits:

- MR Credit 6: Rapidly Renewable Materials
- MR Credit 7: Certified Wood (available upon request)
- IEQ Credit 4.4: Low-emitting Materials
- ID Credit 1: Environmental Preferable Material
- ID Credit 2: Life Cycle Assessment/Environmental Impact

About Lamboo®

Lamboo® is a sustainable material made from structurally engineered, laminated bamboo. Through Lamboo®, Superior now offers the traditional look of steel with the sought-after natural look of bamboo. Any shelter with the Lamboo® integration will be eligible for LEED® certification points.

B. 16' 8" x 16' Lamboo® Trellis



C. 16' 8" x 15' 5" Lamboo® Trellis






Custom Hyperbolic Sail Shade
CARROLLTON, GEORGIA • KORKAT



Bar Height Table and Bar Height Chairs




6' Horizontal Strap Bench



Custom Sail Shade
WAIMANALO, HAWAII • IPR HAWAII



Double Vista Cantilever Umbrellas



Steel Playground Structure
FIRESTONE, COLORADO • GO PLAY, INC.

HOW TO BUY

Superior makes it easy to buy and bid by having a nation-wide team of SRP Certified Partners and by having contracts with the following organizations.

FOR GOVERNMENT ENTITIES



Formerly The Cooperative Purchasing Network (TCPN)

The National Intergovernmental Purchasing Alliance (National IPA) teams with top-notch partners like us to create more economical buying opportunities through their competitive contracts. Public agencies and government entities, such as state, city, county, and public universities or school districts, can register with National IPA. To purchase through National IPA, go to nationalipa.org and register, browse products, and contact partners like us!



BuyBoard is an online purchasing cooperative that gives its members best pricing on products, equipment, and services that they use everyday. Members save time and resources because the competitive procurement process has already been completed. BuyBoard's nationwide members include those in public schools, municipalities, county government, and all types of local government agencies and non-profits. Become a member today by visiting buyboard.com.



HGACBuy is a cooperative purchasing network available to local governments, state agencies, and certain non-profit corporations nationwide. All products offered by HGACBuy have been awarded through a public competitive process. To become a member of HGACBuy and to view products like ours, visit hgacbuy.org.

Interlocal Purchasing System

The Interlocal Purchasing System (TIPS), governed by the Region 8 ESC Board of Directors in Texas, is available for use by all public and private schools, colleges, universities, cities, counties, and other government entities in the state of Texas. However, other states may use this purchasing system if their purchase meets individual state purchasing laws, rules, and regulations. Awarded vendors, like Superior, have agreed to provide the best pricing and terms and conditions available to TIPS members. Membership is free, visit tips-usa.com to learn how to become a member.

FOR BUSINESSES



Marlin Equipment Finance is a direct lender providing financing to small and mid-size businesses so they can acquire new equipment and technology while preserving capital. Their customers include equipment dealers, manufacturers, distributors and small business establishments.

STATE-SPECIFIC OPPORTUNITIES

Oregon's DAS Procurement Services

Oregon's Department of Administrative Services operates a procurement service marketplace for state agencies and local government entities.

Texas' Educational Purchasing Interlocal Cooperative

Texas' Educational Purchasing Interlocal Cooperative at Region 6 (EPIC6) holds contracts with suppliers just like us whose products have been competitively bid and awarded, meeting all current procurement laws and regulations. This cooperative features a no cost membership and is open to all K-12 school districts, colleges and universities, cities and municipalities, counties, state agencies, private schools, and charter schools in the state of Texas.

North Carolina's E-Procurement Services

NC E-Procurement allows government entities to aggregate their purchases to obtain better prices from suppliers just like us! Any state or university system, city, town, county, community college, or local education authority in North Carolina can register.

FOR EVERYONE



You can find an SRP Certified Partner in almost every state! Our Certified Partners have extensive knowledge and training in all Superior products. Find your closest representative by visiting srpshelter.com and clicking "Contact a Rep."



LIMITED WARRANTY & TERMS AND CONDITIONS

Superior Recreational Products (SRP) warrants that its product will be free from defects in materials and workmanship as well as maintain structural integrity for the periods listed below from the date of invoice and once SRP has been paid in full. This warranty is in effect only if the product has been assembled and installed strictly in accordance with the setup instructions provided by SRP, good construction practices, and has been subjected only to normal use and exposure.

- Lifetime* Warranty on playground steel and recycled posts, all stainless steel hardware, c-line fittings, and aluminum post caps
- 10-Year Limited Warranty on Shelter Structures
- 1-Year Limited warranty on moving parts and materials not covered above

The Limited Warranty excludes abnormal conditions, contingent liability, cosmetic defects such as scratches, dents, marring, stripping, peeling, or fading; damage due to incorrect installation, vandalism, misuse, accident wear and tear from normal use; exposure to extreme weather, immersion in salt or chlorine water, damage due to sand, salt spray, or other abrasive and corrosive material; unauthorized repair or modification, abnormal use, or lack of maintenance. The warranty does not cover damages due to “acts of God” such as hail, flooding, lightning, tornadoes, sand storms, shifts of terrain, earthquakes, mud slides, and windstorms.

In the unlikely event of failure, SRP reserves the right to alter the design, color, or contributing factors to rectify the condition and help prevent any future reoccurrence(s). SRP has the option to repair or replace any defect in materials.

The warranty is void if any changes, modifications, additions, or attachments are made to the product without the written consent of the manufacturer.

SRP excludes any implied warranty of merchantability, fitness, or purpose, and there are no warranties which extend beyond the description of the face hereof. Under no circumstances will SRP be responsible for any indirect, special, consequential, incidental, or liquidated damages due to breach of warranty and such damages are specifically excluded from the warranty.

The owner shall notify SRP with original Sales Order Number issued from SRP to arrange for an inspection within 30 days after discovery of any defect under this warranty and before any alteration or repair is made or attempted. This Limited Warranty shall be null and void if the owner makes any alterations in design.

This warranty is the only express warranty given by the company. No person has authority to change or add to these obligations and liabilities. The company reserves the right to determine whether the fault is caused by faulty workmanship, material, or the part that is defective.

Powder Coat

Superior Recreational Products offers a 5-year Limited Warranty for powder coating to the original purchaser. This Limited Warranty is for factory applied finish only. Damage occurring from shipping, erection, vandalism, accidents, or field modification is not covered in this limited warranty and will require field touch-up immediately and periodically thereafter. The owner must report any defect in powder coat at the time the installation is completed. Not covered by this Limited Warranty are acute angles, welds, and end plates.

The Limited Warranty for powder coating provides the following after a 5-year exposure period when applied according to the recommendations listed on the product’s technical data sheet and appropriate surface preparation has been utilized.

- The coatings shall retain their original color with a ΔE of <7.5 units for high chroma colors, (Yellows, Reds, Oranges, etc.) and a ΔE of <5.0 units for low chroma colors, when tested in accordance with ASTM D 2244.
- The coating shall retain a minimum of 50% of its original glass level after washing, when tested in accordance with ASTM D 523.
- The coating shall exhibit chalking no worse than numerical rating of 6, when evaluated in accordance with ASTM D 659-80.

Cancellation, Return, and Shipping Policy

To view our return policy, please visit superiorrecreationalproducts.com/returns. To view our shipping policy, please visit superiorrecreationalproducts.com/shipping. For information on Return Material Authorizations or any additional information, please call 1.800.327.8774.

**For the purpose of this warranty, lifetime encompasses no specific term of years, but rather that seller warrants to its original customer for as long as the original customer owns the product and uses the product for its intended purpose that the product and all parts will be free from defects in materials and manufacturing workmanship. This warranty does not cover damage caused by vandalism, misuse or abuse, altered or modified parts, or cosmetic damage such as scratches, dents, or fading or weathering and normal wear and tear. This warranty is valid only if the structures are installed in conformity with instructions provided by Superior Recreational Products using approved Superior Recreational Products parts. Superior Recreational Products will deliver the repaired or replacement part or parts to the site free of charge, but will not be responsible for labor or the labor costs of replacement. Warranty claims must be filed within the applicable warranty period and accompanied by a sales order or invoice number.*

SUPERDURABLE POWDER COAT FRAME COLORS


Initially blasted to a ‘white’ condition to remove all surface rust and oil, our steel frames are coated electro-statically with an Epoxy TGIC Powder Coating Zinc-Rich Primer. Superior’s primer has been tested salt spray tested for over 4,000 hours to insure quality. After the primer application, Superior applies the **Superdurable Polyester TGIC powder coating** electrostatically. After the application of the final coat, a total of 6 mils of finished Powder Coating has been applied, which is backed by 5,000 hours of testing (ASTM Method B117).

Colors marked with an asterisk (*) are gloss. Colors without an asterisk are semi-gloss.



ALL-STEEL METAL ROOF COLORS

The colors below are for use on 24 Gauge R-Panel Pittsburgh All-Steel shelters. The colors below are available for 24 Gauge Standing Seam at an up-charge.

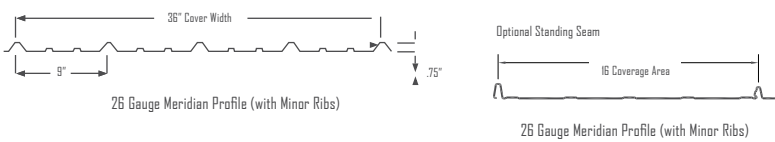


PERFA-LITE PERFORATED ROOFING

This perforated steel roof design can be customized for your shelter. Also available as a horizontal in-fill panel. Please see page 23.

STEEL FRAME METAL ROOF COLORS

The colors below are 29 Gauge and for use only as an overlay on shelters with T&G decking substrate max-rib profile standard (available in 26 gauge standing seam at an up-charge).

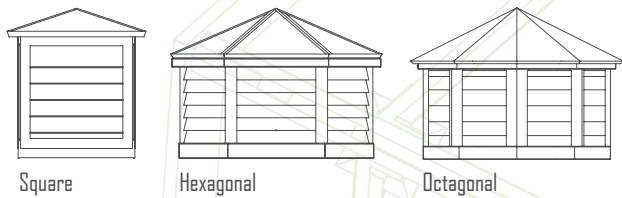


Inventory and color offerings can change without notice. Multi & Max Rib metal roof panels feature a 30 year warranty except Brite Red (20 years). Standing Seam metal roof panels feature a 25 year warranty except Brite Red (20 years).

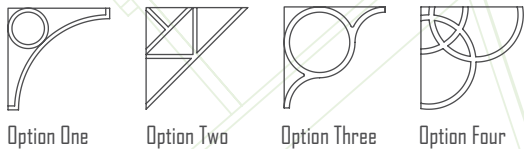
Actual steel frame and metal roof colors are **approximate**. Before you place an order, please request an actual color sample from SRP. **If you don’t see a specific color here, provide us with a RAL number or Pantone number to create a custom color!**

CUPOLAS

A variety of cupolas are available for most shelters. Our steel cupolas' roofs will match the color of your shelter's metal roof. Additional styles and sizes are available on request.

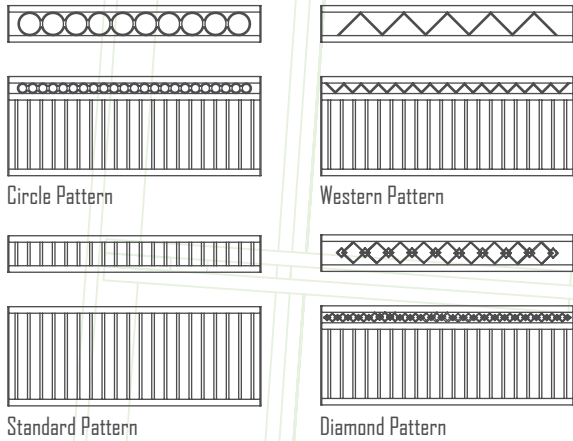


ORNAMENTAL CORNER BRACING



ORNAMENTAL LATTICE & HANDRAILS

We offer a variety of standard and custom laser-cut patterns for steel handrails and lattice. Select from the styles shown here or send us a pattern for custom fabrication.



WEATHERVANES

Superior offers hand-cast aluminum weathervanes with a satin black, oven-cured enamel finish. Weathervanes are 30" high and are offered in a pewter or gold-bronze finish.

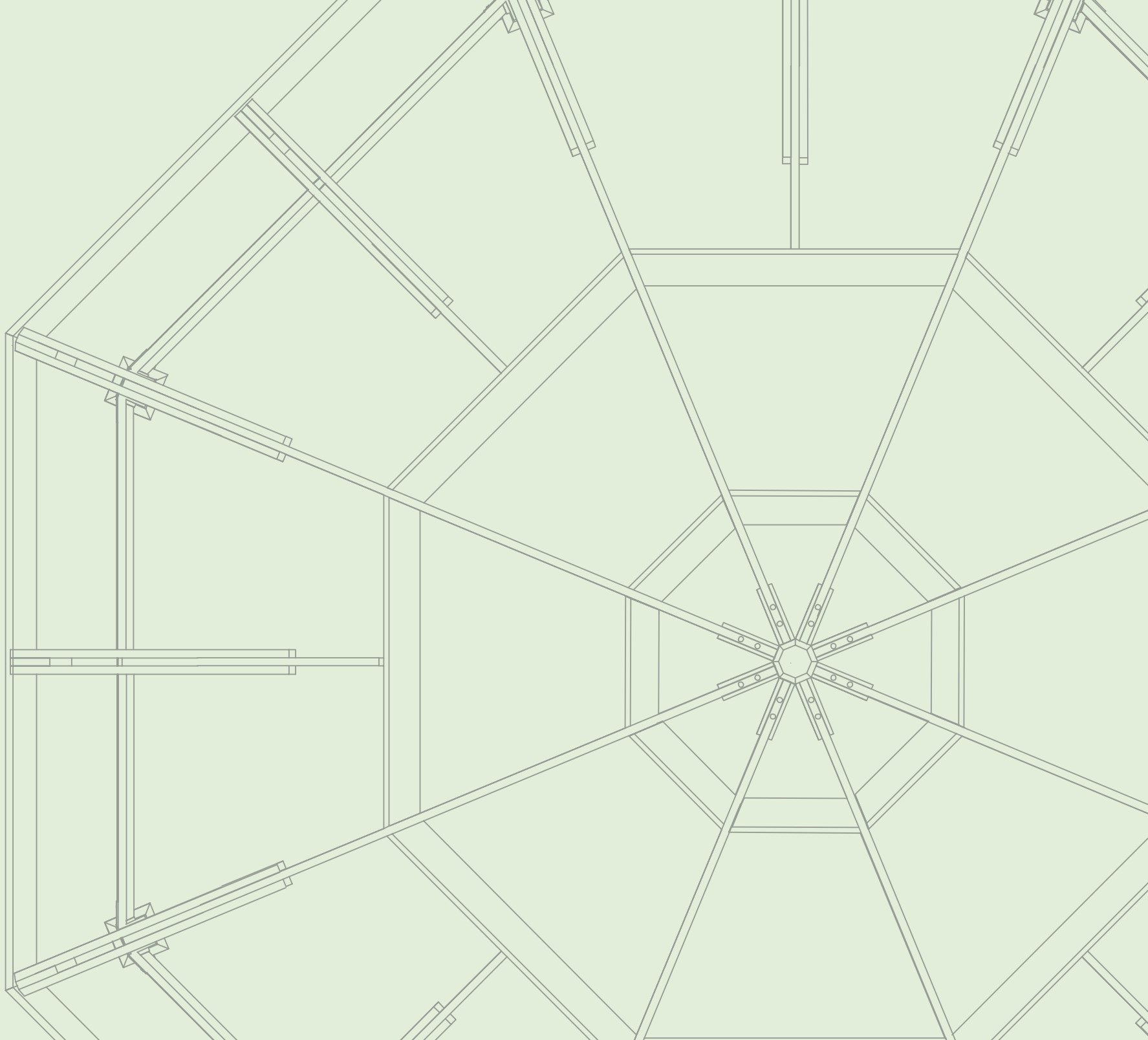
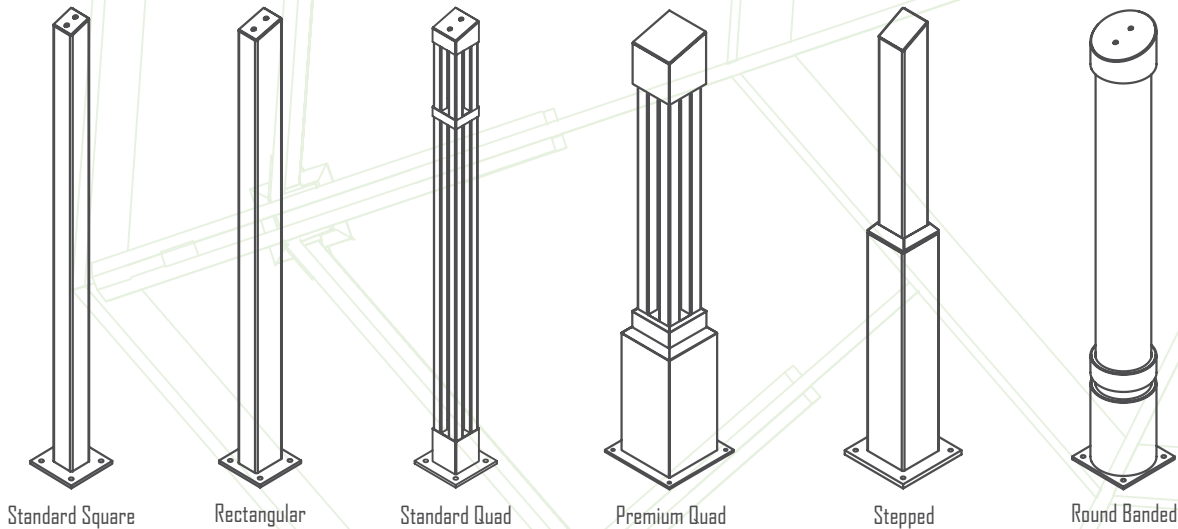
Weathervane Styles:

- Country
- Deer
- Doctor
- Sailboat
- Retriever
- Duck
- Eagle
- Horse
- Pheasant
- Rooster



COLUMNS

Optional architectural steel bands are available for square, round and rectangular columns. The location and thickness of the steel bands can be specified, which allows you to further customize your shelter design.





SUPERIOR
RECREATIONAL PRODUCTS

Shelter

1050 Columbia Drive | Carrollton, GA 30117
866.586.7794

srpshelter.com
sales@siibrands.com